

2021 Consumer Confidence Report

Hulmeville Municipal Authority

PSWID #1090140

Is my water safe?

We are pleased to present this year's Annual Water Quality Report (Consumer Confidence Report) as required by the Safe Drinking Water Act (SDWA). This report is designed to provide details about where your water comes from, what it contains, and how it compares to standards set by regulatory agencies. This report is a snapshot of last year's water quality. We are committed to providing you with information because informed customers are our best allies.

Este informe contiene información importante acerca de su agua potable. Haga que alguien lo traduzca para usted, o hable con alguien que lo entienda. (This report contains important information about your drinking water. Have someone translate it for you or speak with someone who understands it.)

Do I need to take special precautions?

Some people may be more vulnerable to contaminants in drinking water than the general population. Immuno-compromised persons such as persons with cancer undergoing chemotherapy, persons who have undergone organ transplants, people with HIV/AIDS or other immune system disorders, some elderly, and infants can be particularly at risk from infections. These people should seek advice about drinking water from their health care providers. EPA Centers for Disease Control (CDC) guidelines on appropriate means to lessen the risk of infection by Cryptosporidium and other microbial contaminants are available from the Safe Water Drinking Hotline (800-426-4791).

Where does my water come from?

We purchase our water from the Bucks County Water & Sewer Authority (BCWSA) in Doylestown, PA. During 2021, BCWSA purchased their water from the Philadelphia Water Department (Baxter plant) and the North Wales Water Authority (Forest Park). These facilities draw their source water from the Delaware River. BCWSA also purchases water from the Lower Bucks County Joint Municipal Authority.

Source water assessment and its availability.

A Source Water Assessment of our sources was completed by the PA Department of Environmental Protection. A summary report of the Assessment is available on the Source Water Assessment & Protection web page at <http://www.dep.state.pa.us/dep/deputate/watermgmt/wc/Subjects/SrceProtiSourceAssessment/default.htm>

At present our water supply is adequate, but we need, as a community to practice good water conservation habits.

Why are there contaminants in my drinking water?

Drinking water, including bottled water, may reasonably be expected to contain at least small amounts of some contaminants. The presence of contaminants does not necessarily indicate that

water poses a health risk. More information about contaminants and potential health effects can be obtained by calling the Environmental Protection Agency's (EPA) Safe Drinking Water Hotline (800-426-4791).

The sources of drinking water (both tap water and bottled water) include rivers, lakes, streams, ponds, reservoirs, springs, and wells. As water travels over the surface of the land or through the ground, it dissolves naturally occurring minerals and, in some cases, radioactive material, and can pick up substances resulting from the presence of animals or from human activity: microbial contaminants, such as viruses and bacteria, that may come from sewage treatment plants, septic systems, agricultural livestock operations, and wildlife; inorganic contaminants, such as salts and metals, which can be naturally occurring or result from urban storm water runoff, industrial, or domestic wastewater discharges, oil and gas production, mining, or farming; pesticides and herbicides, which may come from a variety of sources such as agriculture, urban storm water runoff, and residential uses; organic Chemical Contaminants, including synthetic and volatile organic chemicals, which are by-products of industrial processes and petroleum production, and can also come from gas stations, urban storm water runoff, and septic systems; and radioactive contaminants, which can be naturally occurring or be the result of oil and gas production and mining activities. In order to ensure that tap water is safe to drink, EPA prescribes regulations that limit the amount of certain contaminants in water provided by public water systems. Food and Drug Administration (FDA) regulations establish limits for contaminants in bottled water which must provide the same protection for public health.

How can I get involved?

Contact your Hulmeville Water and Sewer Manager, Michael Whitaker at 267-980-3806 and learn about the ways you can help.

Description of Water Treatment Process:

Your water is treated by disinfection. Disinfection involves the addition of chlorine or other disinfectants to kill dangerous bacteria and microorganisms that may be in the water. Disinfection is considered to be one of the major public health advances of the 20th century.

Water Conservation Tips.

Did You know that the average U.S. household uses approximately 400 gallons of water per day or 100 gallons per person per day? Luckily, there are many low-cost and no-cost ways to conserve water. Small changes can make a big difference - try one today and soon it will become second nature.

- Take short showers - a 5-minute shower uses 4 to 5 gallons of water compared to up to 50 gallons for a bath.
- Shut off water while brushing your teeth, washing your hair and shaving and save up to 500 gallons a month.
- Use a water-efficient showerhead. They're inexpensive, easy to install, and can save you up to 750 gallons a month.
- Run your clothes washer and dishwasher only when they are full. You can save up to 1,000 gallons a month.
- Water plants only when necessary.
- Fix leaky toilets and faucets. Faucet washers are inexpensive and take only a few minutes to replace. To check your toilet for a leak, place a few drops of food coloring in the tank and wait. If it seeps into the toilet bowl without flushing, you have a leak. Fixing it or replacing it with a new, more efficient model can save up to 1,000 gallons a month.
- Adjust sprinklers so only your lawn is watered. Apply water only as fast as the soil can absorb it and during the cooler parts of the day to reduce evaporation.
- Teach your kids about water conservation to ensure a future generation that uses water wisely. Make it a family effort to reduce next month's water bill!
- Visit www.epa.gov/watersense for more information.

For more Information please contact:

Contact name: Michael Whitaker

Address: 537 Linden St. Bristol Pa, 19007

Phone: (267) 980-3806

Monitoring your water.

Your water is routinely monitored for contaminants according to federal and state laws. The tables on the following pages show the results of our monitoring for the period of January 1 to December 31, 2020. The state allows us to monitor for some contaminants less than once per year because the concentrations of these contaminants do not change frequently. Some of our data may be from prior years in accordance with the Safe Drinking Water Act. The date has been noted on the sampling results table.

Violations:

We are dismayed to report that we must notify you of a violation this year. The violation is a failure to monitor or plan for HAAs and TTHMs for the fourth quarter of 2021. Our schedule changed from a yearly (once per year) to a quarterly (4 times per year) for 2022. The change requires us to sample the first quarter after notification which would have been the fourth quarter of 2021. The sampling company failed to pick this change up in time to meet the requirement and we missed our window for the sample. All subsequent samples taken were well within compliance ranges as you can see in the sections following. We are working hard to make sure these types of mishaps do not take place in the future.

Information about Lead:

If present, elevated levels of lead can cause serious health problems, especially for pregnant women and young children. Lead in drinking water is primarily from materials and components associated with service lines and home plumbing. *[Hulmeville Water]* is responsible for providing high quality drinking water, but cannot control the variety of materials used in plumbing components. When your water has been sitting for several hours, you can minimize the potential for lead exposure by flushing your tap for 30 seconds to 2 minutes before using water for drinking or cooking. If you are concerned about lead in your water, you may wish to have your water tested. Information on lead in drinking water, testing methods, and steps you can take to minimize exposure is available from the Safe Drinking Water Hotline or at <http://www.epa.gov/safewater/lead>

Chemical Contaminants 2021

Contaminant	MCL in CCR Units	MCLG	Level detected	Range of Detections	Units	Sample Date	Violation YIN	Sources Of Contamination
Chlorine	MRDL=4	MRDLG=4	0.43	0.13-0.78	ppm	2021	N	Water additive used to control microbes.
HAA5	60	NA	17.3	17.3-17.3	ppb	2021	N	By-product of drinking water disinfection
TTHM	80	NA	62.6	62.6-62.6	ppb	2021	N	By-product of drinking water chlorination

Lead and Copper 2019

Contaminant	Action Level (AL)	MCLG	90 th Percentile Value	Units	# of Sites Above AL of Total Sites	Violation YIN	Sources of Contamination
lead	15	0	0	ppb	0 out of 10	N	Corrosion of household plumbing.
Copper	1.3	1.3	0.119	ppm	0 out of 10	N	Corrosion of household plumbing.

Microbil12021					
Contaminants	MCL	MCtG	Highest #or % of Positive Samples	Violation Y/N	Sources of Contamination
Total Coliform Bacteria	<p>For systems that collect <40 samples/month:</p> <ul style="list-style-type: none"> More than 1 positive monthly sample <p>For systems that collect ~ 40 samples/month:</p> <ul style="list-style-type: none"> 5% of monthly samples are positive 	0	0	n	Naturally present in the environment

Unit Descriptions, Term Definitions:

NA: not applicable

NO: Not detected

NR: Monitoring not required, but recommended.

Important Drinking Water Definitions:

MCLG: Maximum Contaminant Level Goal: The level of a contaminant in drinking water below which there is no known or expected risk to health. MCLGs allow for a margin of safety.

MCL: Maximum Contaminant Level: The highest level of a contaminant that is allowed in drinking water. MCLs are set as close to MCLGs as feasible using the best available treatment technology.

TT: Treatment Technique: A required process intended to reduce the level of a contaminant in drinking water.

AL: Action Level: The concentration of a contaminant which, if exceeded, triggers treatment or other requirements which a water system must follow.

Variations and Exemptions: State or EPA permission not to meet an MCL or a treatment technique under certain conditions.

MRDLG: Maximum residual disinfection level goal. The level of a drinking water disinfectant below which there is no known or expected risk to health. MRDLGs do not reflect the benefits of the use of disinfectants to control microbial contaminants.

MRDL: Maximum residual disinfectant level. The highest level of a disinfectant allowed in drinking water. There is convincing evidence that addition of a disinfectant is necessary for control of Microbial contaminants.

MNR: Monitored Not Regulated

MPL: State Assigned Maximum Permissible Level

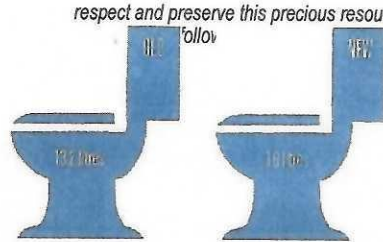
LUV your water.

~p~f!;~t~!~V~
~



IN AND OUT

Try to take five minutes in the shower. You can save about 100 L of water.



respect and preserve this precious resource

INSTALL A LOW-FLOW TOILET

One flush can use about 13 L of water. A low-flow toilet can decrease this consumption by 70%.

FIX THOSE LEAKY FAUCETS

One faucet making a single drop per second wastes up to 28 L of water per year. If it's a toilet, it's 200 L per year.



USE A BUCKET AND A SPONGE.

Use a bucket and a sponge to clean. You can save up to 100 L of water.

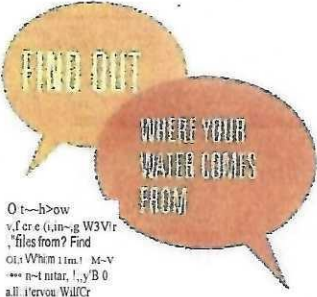
GET A REUSABLE WATER BOTTLE

One reusable water bottle costs 1,550¢. The tap water you buy costs 1¢ per liter.

During the summer, it's a good idea to use a watering can or a hose with a nozzle. This can save up to 100 L of water.



BARREL



Other ways to save water include taking shorter showers, turning off the tap while brushing your teeth, and using a low-flow toilet.




Plug the sink drain when you're done. This can save up to 100 L of water.


PLUG THE SINK

Plug the sink drain when you're done. This can save up to 100 L of water.

COMPOST IT



Composting food scraps and yard waste can save up to 100 L of water. It also reduces the amount of waste sent to landfills.



ONLY RUN YOUR WASHER WHEN FULL

Running a washing machine with a full load can save up to 100 L of water.

www.luv.com.au